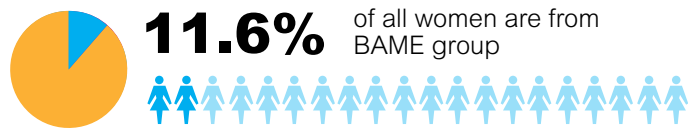
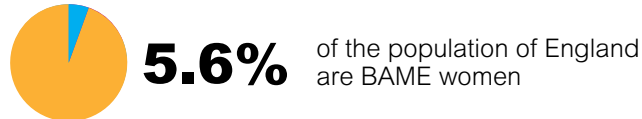




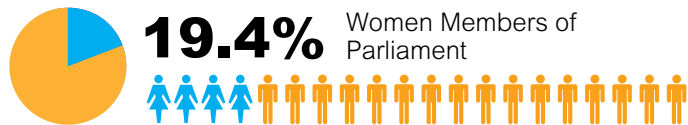
Black, Asian and Minority Ethnic (BAME) Women in Political and Public Life in the United Kingdom

Population

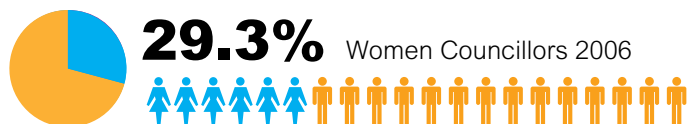
- The overall BAME population for England is 11.32%¹



Parliament²



Local Councillors in England³



Ethnic Minority women Councillors

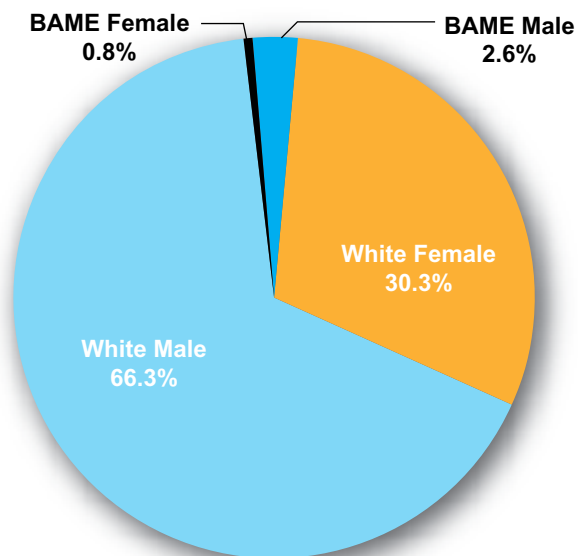


¹ ONS experimental Population Estimates by Ethnic Group in England for 2006, published in 2008

² www.parliament.uk (as at August 2008)

³ Source: based on National Census of Local Authority Councillors in England in 2006 and 2008. The figure on women local councillors represents the proportion of women out of all councillors in England. The figure on ethnic minority women local councillors represents the proportion of ethnic minority women out of all councillors in England, based on responded who provided information on their ethnicity.

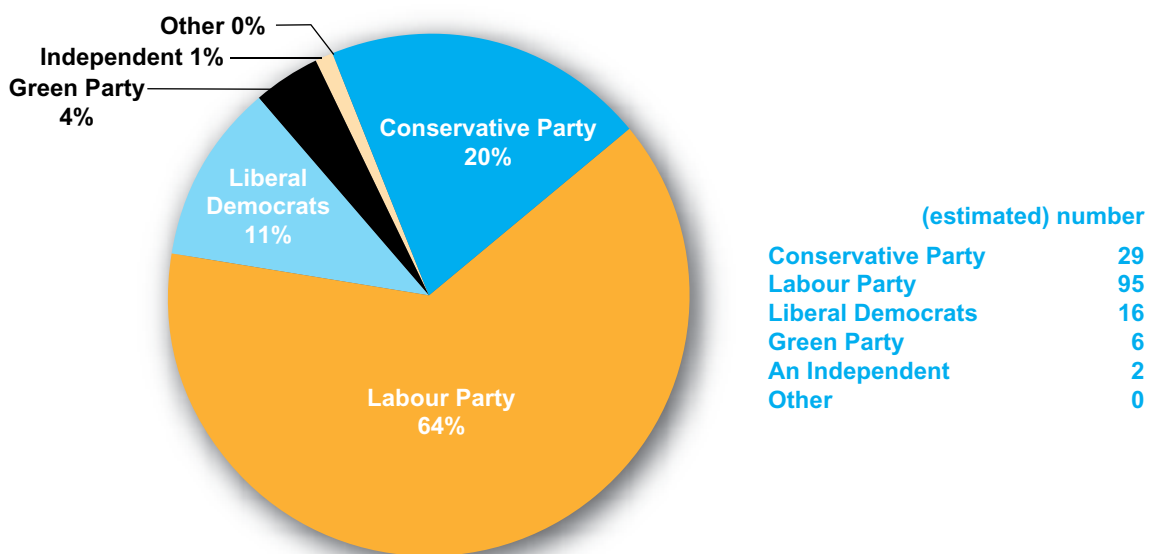
Ethnicity of Councillors in England



Source: based on National Census of Local Authority Councillors in England in 2008

Only 3.4% of councillors come from an ethnic minority background, compared to 11.32% of the population.⁴ In 2006 they were 4.1% and 10.9%.

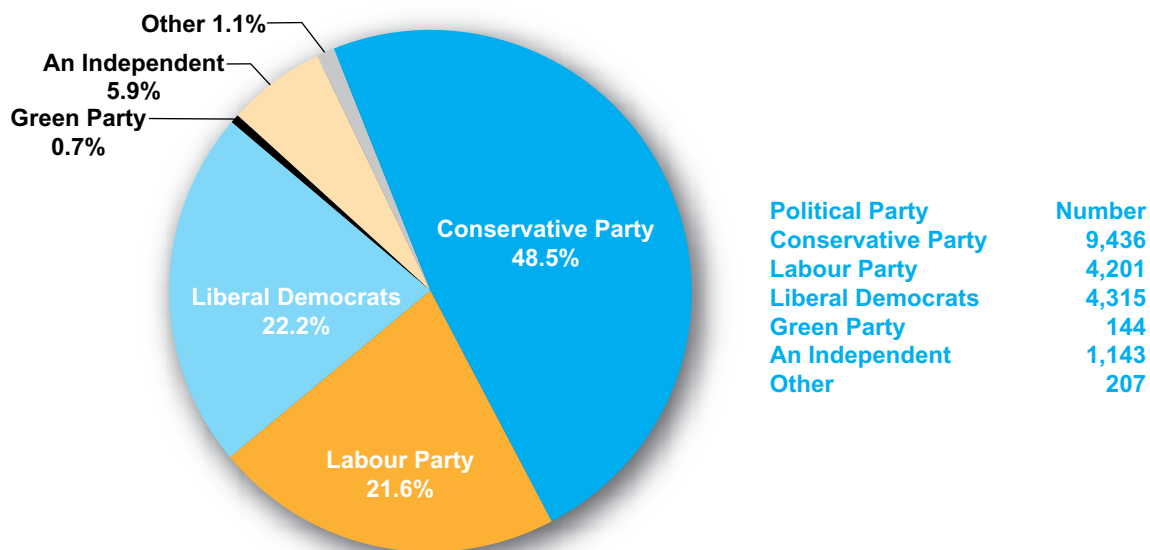
BAME Women Councillors party representation



Source: based on National Census of Local Authority Councillors in England in 2008

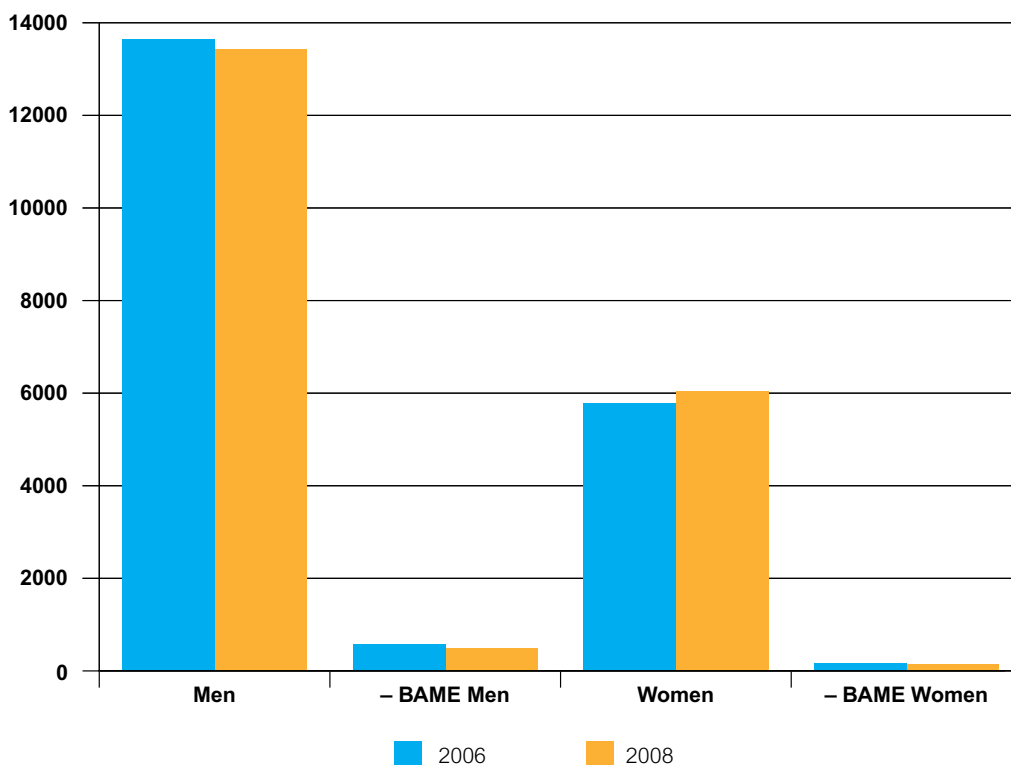
4 ONS experimental Population Estimates by Ethnic Group in England for 2006, published in 2008

Distribution of all Councillors by Party Representation



Source: based on National Census of Local Authority Councillors in England in 2008

Local Authority Councillors (estimated numbers)



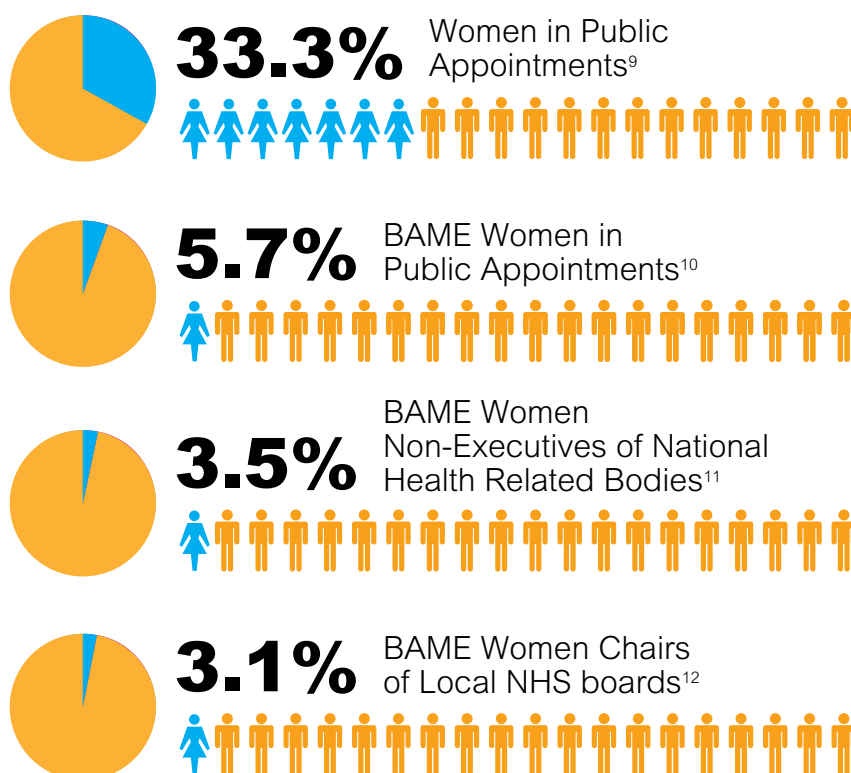
	2006	2008
Men	13,645	13,417
BAME Men	579	481
Women	5,774	6,038
BAME Women	168	149

Source: based on National Census of Local Authority Councillors in England in 2006 and 2008

There are notable differences in the gender profile of councillors from different ethnic groups:

- 149 female councillors (estimate) are from BAME backgrounds which represents under 1% of all councillors.⁵ This is significantly lower than the proportion of councillors who are white women (30.3%).⁶ To be more proportionately representative of the population the number of BAME women councillors needs to increase more than five fold and be nearer to 1000.
- Asian councillors constitute 66% of all non-white councillors.⁷ However, BAME women councillors are heavily under-represented, particularly Pakistani councillors, only 9.4% percent of whom are female.⁸

Ethnic Minority Women in Public Bodies



- As at 31 March 2008, there were over 18,500 men and women appointed to the boards of 1,200 public bodies.¹³
- In business, out of 991 Directorships within FTSE 100 companies only 8 Directors are women of non-European descent (2008).¹⁴

5 National Census of Local Authority Councillors in England in 2008

6 ibid

7 ibid

8 ibid

9 Cabinet Office Public Bodies 2008. As at 31 March 2008 33.3% of public appointments are held by women.

10 Cabinet Office – latest available data is as at 31 March 2007.

11 As of 1 February 2009 41.5% of non-executives were women, 3.5% of whom were from Ethnic Minority Communities. Source: data from the Appointments commission which is the independent public appointments agency, sponsored by the Department of Health.

12 As of 1 February 2009 29.7% of chairs of local NHS boards were women, 3.1% of whom were BAME women. Source: data from the Appointments commission which is the independent public appointments agency, sponsored by the Department of Health.

13 Cabinet Office Public bodies 2008.

14 The Female FTSE Report 2008 – Cranfield University School of Management.

Government Action

The Government has taken a series of measures to boost the number of women participating in public life, including:

- Passing new laws through the Sex Discrimination (Election Candidates) Act 2002, enabling political parties to use all women shortlist to boost the number of women standing in local, national and European elections which is aimed at all women including BME and disabled women.
- Extending the time available to political parties to use these special measures to 2030.
- Establishing the Councillors Commission to increase the diversity of Local Government Councillors. The Commission reported on 10 December 2007; and the Government response was published in July 2008.
- Launching a Black, Asian and Minority Ethnic Women Councillors Taskforce in May 2008 to take practical action to increase the numbers of BAME women councillors.
- Publishing a report, Closing the Gap: Women Take Part, in September 2008 which identifies ways to increase the number of women from underrepresented groups in local decision making.
- Announcing that we intend to set targets on gender, race and disability in public appointments.
- Giving the Commissioner for Public Appointments a stronger diversity role, with the power to take steps to promote diversity in the procedures for making public appointments within her remit. This came into force on 9 October.
- Convened a Speakers Conference to debate and consider representation in the House of Commons.
- Commissioned new research from the Fawcett Society to examine, in depth, Black, Asian and minority ethnic women's routes into, through and out of public life. A report "Routes to Power" was published in May 2008.
- There are at least 800,000 Muslim women living in Britain today. In November 2007 DCLG established a National Muslim Women's Advisory Group. This group of women, who are in positions of leadership or are working with communities, will act as role models.

	BAME Women Councillors	BAME Women population	Numbers of BAME women needed to be more representative
England	149	2,856,300	1,000
East midlands	4	184,700	82
East of England	13	217,900	100
North East	0	49,200	25
North West	8	245,800	91
South East	20	309,200	129
South West	2	109,500	49
West Midlands	9	358,500	123
Yorkshire & the Humber	6	220,000	52
London	82	1,161,200	263
Scotland	0	49,769 ¹⁵	12
Wales	0	30,510 ¹⁵	13

Caution must be applied to regional data as there are relatively small samples in some cases.

The figures in column 4 are estimates. They should not be considered as targets but rather as an approximate indication of what a more representative number of BAME Women Councillors might be.

Sources: National Census of Local Authority Councillors in England in 2008; ONS experimental Population Estimates by Ethnic Group in England for 2006, published in 2008; Convention of Scottish Local Authorities; Welsh Assembly Government; 2001 Census

¹⁵ 2001 Census.

Government Equalities Office
Eland House
Bressenden Place
London
SW1E 5DU

www.equalities.gov.uk

Email: enquiries@geo.gsi.gov.uk